



# 14.10 POCKET VANE TESTER

## OPERATING INSTRUCTIONS

### Description

A scientifically designed soil testing instrument for the rapid determination of shear strength of cohesive soils, either in the field or in the laboratory.

It permits the determination of a large number of strength values with different orientation of failure planes. The tester is simple to use and sample trimming is eliminated. All that is required is a reasonably flat surface 25 mm in diameter.

### Field applications

Suggested applications for evaluations of shear strength are:

- Samples in shelly tubes
- Standard penetration samples
- Split spoon samples

### Accuracy

The shear strength of a cohesive soil is dependent upon many factors, including rate of loading, progressive failure, orientation of the failure plane and pore water migration during testing.

The vane shear tester does not eliminate the effects of any of these variables. However, it does give repeatable values in a homogeneous clay and extensive laboratory testing indicates excellent agreement between the unconfined compression test and the shear tester.

The smallest division on the dial is 0.05 kg/cm<sup>2</sup>, permitting visual interpretation to the nearest 0.01 kg/m<sup>2</sup>.

Measuring range (in kg/cm<sup>2</sup>) of the 3 vanes:

CL101: 0 - 0.2 kg/cm<sup>2</sup>

CL100: 0 - 1 kg/cm<sup>2</sup>

CL102: 0 - 2.5 kg/cm<sup>2</sup>

Conversion charts giving shear strength in kg/cm<sup>2</sup> depending on the adapter used are printed on the backside of this leaflet. Total measuring range 0 - 250 kPa.



Nothing in this publication may be reproduced and/or made public by means of print, photocopy, microfilm or any other means without previous written permission from Eijkelkamp Agrisearch Equipment.

Technical data can be amended without prior notification.

Eijkelkamp Agrisearch Equipment is not responsible for (personal) damage due to (improper) use of the product.

Eijkelkamp Agrisearch Equipment is interested in your reactions and remarks about its products and operating instructions.

**All it takes for environmental research**

P.O. Box 4, 6987 ZG Giesbeek,  
the Netherlands

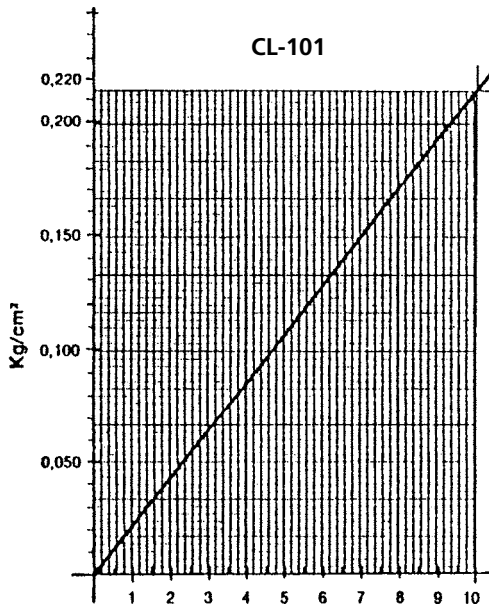
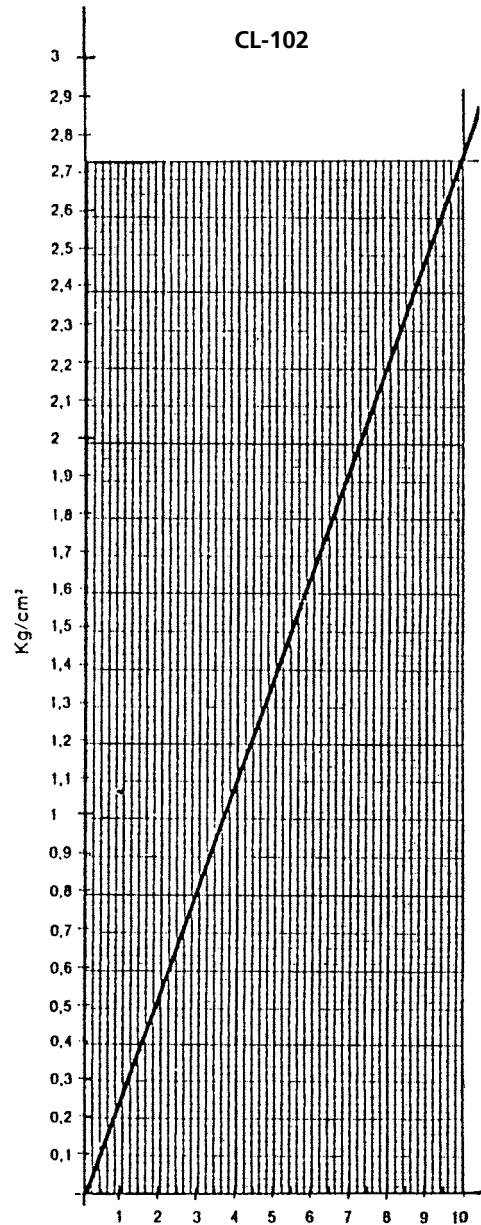
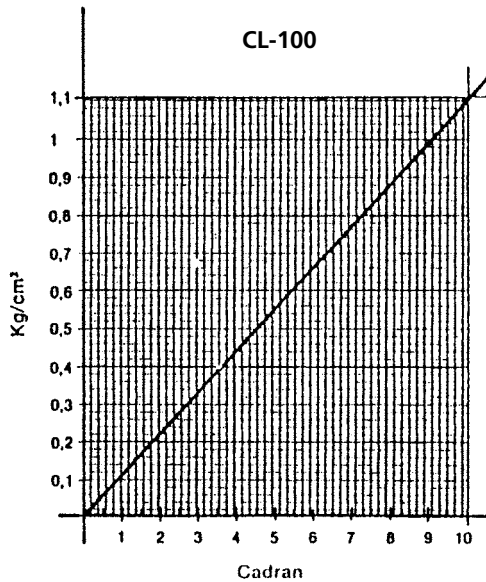
**T** +31 313 88 02 00  
**F** +31 313 88 02 99

**E** info@eijkelkamp.com  
**I** www.eijkelkamp.com



a Royal Eijkelkamp Company

## Resistance in $\text{kg}/\text{cm}^2$ according to the adaptor used



### Interpretation of conversion graphs

1 complete revolution:

$$\text{CL102} = 2.734 \text{ kg}/\text{cm}^2$$

$$\text{CL100} = 1.0936 \text{ kg}/\text{cm}^2$$

$$\text{CL101} = 0.2186 \text{ kg}/\text{cm}^2$$

### Reading and calculating with the pocket vane tester

Movement per reading unit is 1/10 part of the complete revolution

For example CL102:

$$\text{Value of complete revolution} = 2.734 \text{ kg}/\text{cm}^2$$

$$1/10 \text{ part of value of complete revolution} = 0.2734 \text{ kg}/\text{cm}^2$$

$$\text{Reading value} = 3$$

$$\text{Calculation of shear strength: } 0.2734 \text{ kg}/\text{cm}^2 \times 3 = 0.8202 \text{ kg}/\text{cm}^2 = 82.02 \text{ kPa}$$

$$\text{Conversion of the values: } 1 \text{ kg}/\text{cm}^2 = 10000 \text{ kg}/\text{m}^2 = 100 \text{ kPa} (= 100 \text{ kN}/\text{m}^2)$$